

Scaled data based on original data using
LM-79-08 Approved Method: Electrical and Photometric Measurements of Solid-
State Lighting Products

Test Report Prepared for
Cooper Lighting Solutions
(formerly Eaton)

Brand: INVUE

Report Number: P400739

Luminaire Tested: **ENT-SA1-730-U-T2-HSS-XXB**

Issue Date: 5/20/2020

Test Information

Test Method: LM-79-08
Report Number: P400739
TEST IS SCALED FROM IESNA LM-79-08 TEST DATA (G1-2004-754-12)
Test Lab: INNOVATION CENTER
Issue Date: 5/20/2020
Manufacturer: COOPER LIGHTING SOLUTIONS (FORMERLY EATON)
Product Line: INVUE
Catalog Number: ENT-SA1-730-U-T2-HSS-XXB
Description: ENTRI LED LUMINAIRE
(1) 70 CRI, 3000K LIGHTSQUARE IN BATTERY OPERATION WITH 16 LEDS AND TYPE II OPTICS WITH HOUSE SIDE SHIELD
Light Source: -
Ballast/Driver: ELECTRONIC DRIVER

Summary

Lumens per Lamp: N/A
Luminaire Lumens: 532 lumens
Efficiency: N/A
Efficacy: 40.9 lumens/watt
Luminous Opening: Rectangular (W 0.5' x L: 0.5' x H: 0')
IES Classification: Type II - Medium - Semi-Cutoff
BUG Rating: B0 - U0 - G0

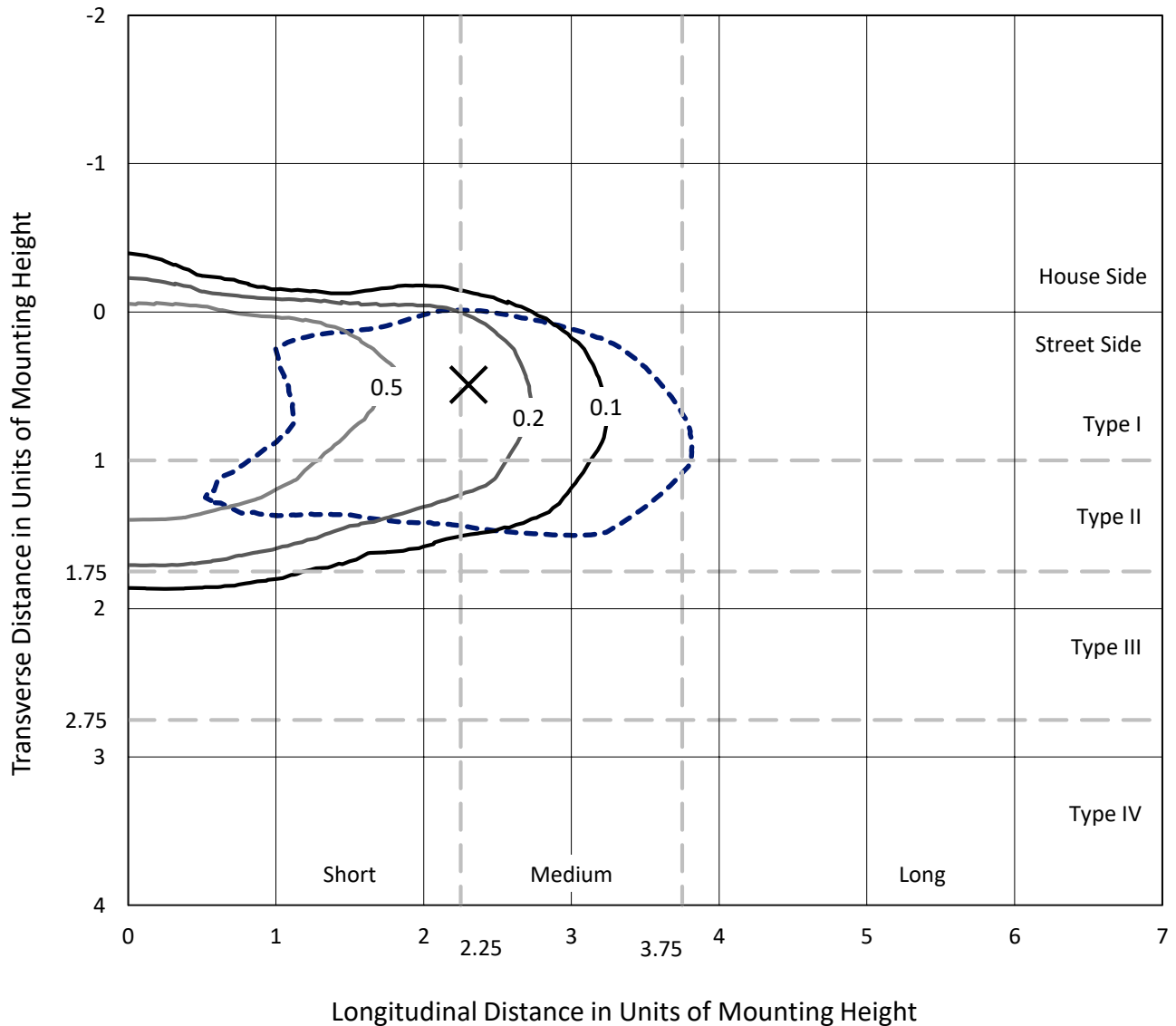
Input Watts (W): 13
Input Voltage (V): NR
Input Current (Ain): NR
Voltage Rise (V): NR
Power Factor: NR
Total Harmonic Distortion (THDi): NR
Frequency (hertz): 60
Stabilization Time: NR
Operation Time: NR
Ambient Temperature (°C): NR
Test Distance: 25 FT



REPORT NUMBER: P400739
 CATALOG NUMBER: ENT-SA1-730-U-T2-HSS-XXB

Iso-Footcandle Lines of Horizontal Illumination

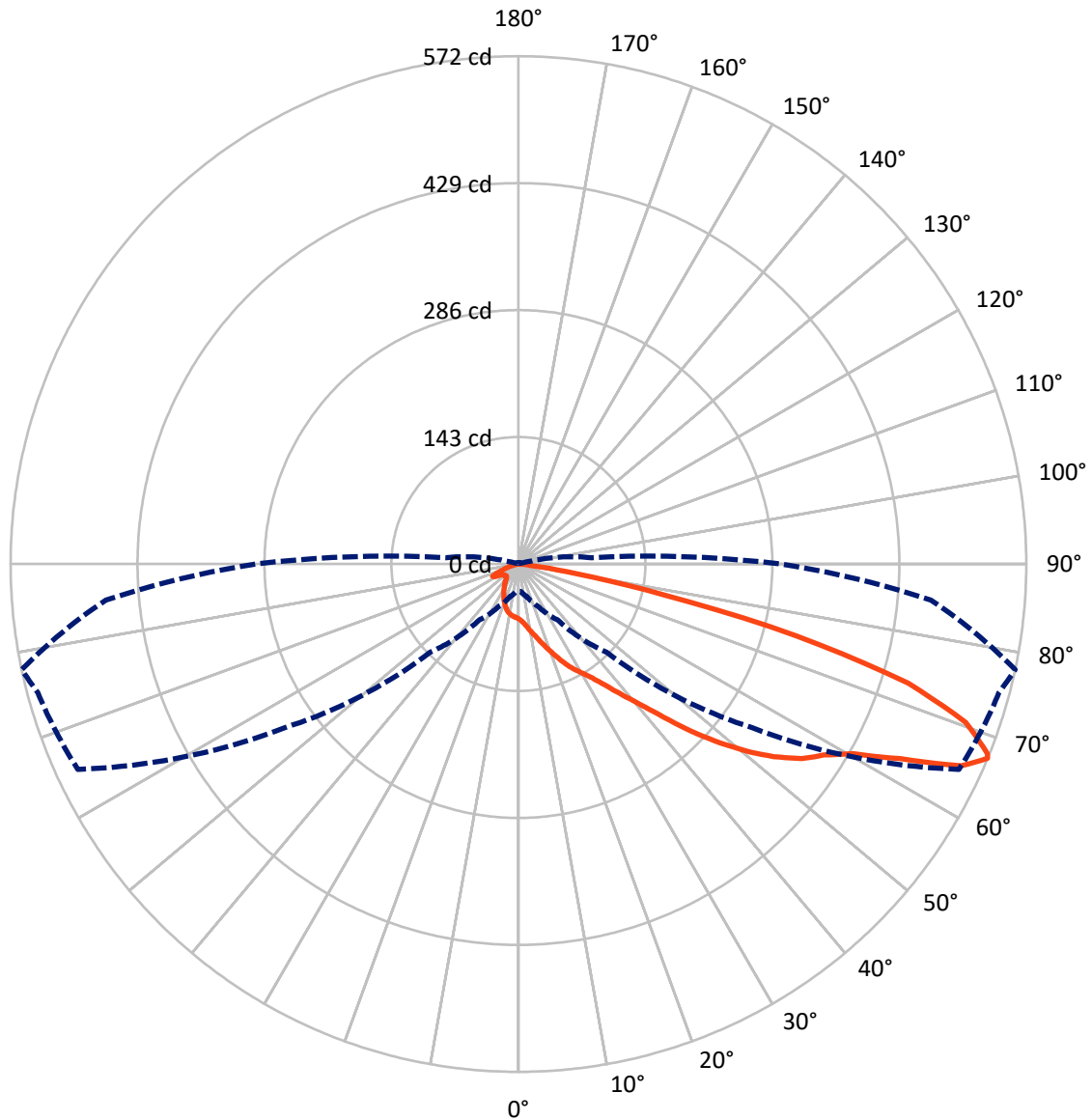
× Max cd
 - - - 1/2 Max cd



Based on 10 foot mounting height. Maximum calculated value = 1 fc
 Type II - Medium - Semi-Cutoff

REPORT NUMBER: P400739
CATALOG NUMBER: ENT-SA1-730-U-T2-HSS-XXB

Luminous Intensity Polar Plot



— Vertical Plane Through 78-Deg Lateral - - - Horizontal Cone Through 67-Deg Vertical

REPORT NUMBER: P400739

CATALOG NUMBER: ENT-SA1-730-U-T2-HSS-XXB

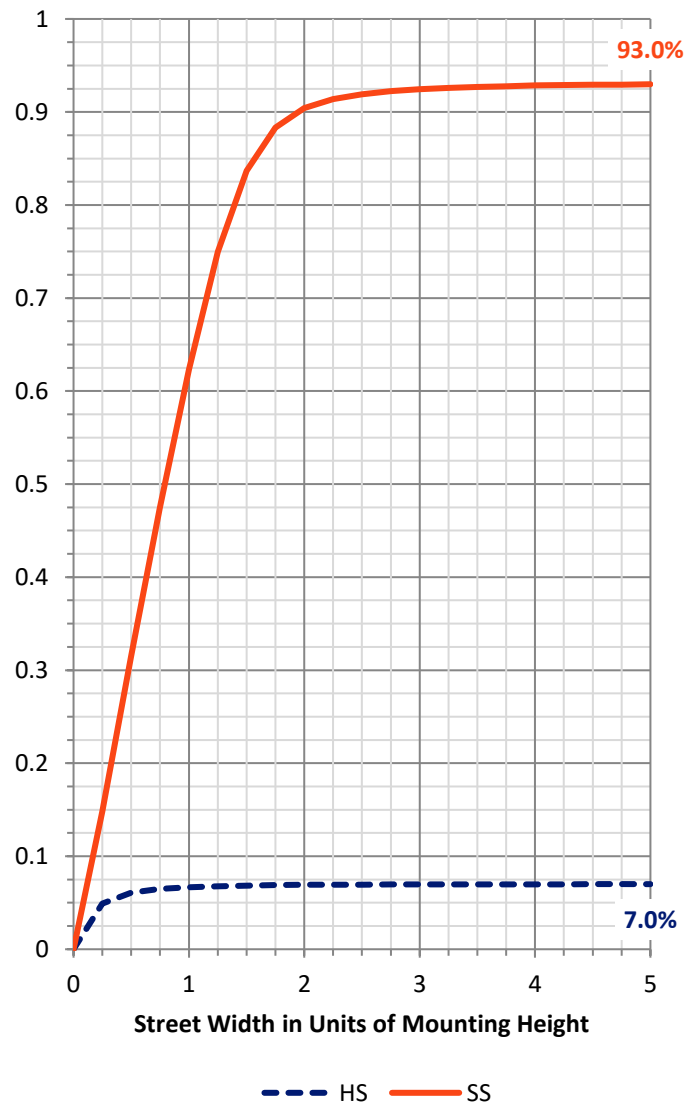
FLUX DISTRIBUTION:

		Downward	Upward	Total
House Side	Lumens	37.5	0.0	37.5
	% Fixture	7.1	0.0	7.1
Street Side	Lumens	494.5	0.0	494.5
	% Fixture	92.9	0.0	92.9
Total	Lumens	532.0	0.0	532.0
	% Fixture	100.0	0.0	100.0

Coefficient of Utilization

ZONAL LUMENS:

Zone	Lumens	% Fixture
0°-10°	6.0	1.1
10°-20°	17.1	3.2
20°-30°	30.1	5.7
30°-40°	53.1	10.0
40°-50°	91.3	17.2
50°-60°	137.5	25.8
60°-70°	135.3	25.4
70°-80°	59.1	11.1
80°-90°	2.6	0.5
90°-100°	0.0	0.0
100°-110°	0.0	0.0
110°-120°	0.0	0.0
120°-130°	0.0	0.0
130°-140°	0.0	0.0
140°-150°	0.0	0.0
150°-160°	0.0	0.0
160°-170°	0.0	0.0
170°-180°	0.0	0.0
0°-90°	532.0	100.0
0°-180°	532.0	100.0



REPORT NUMBER: P400739

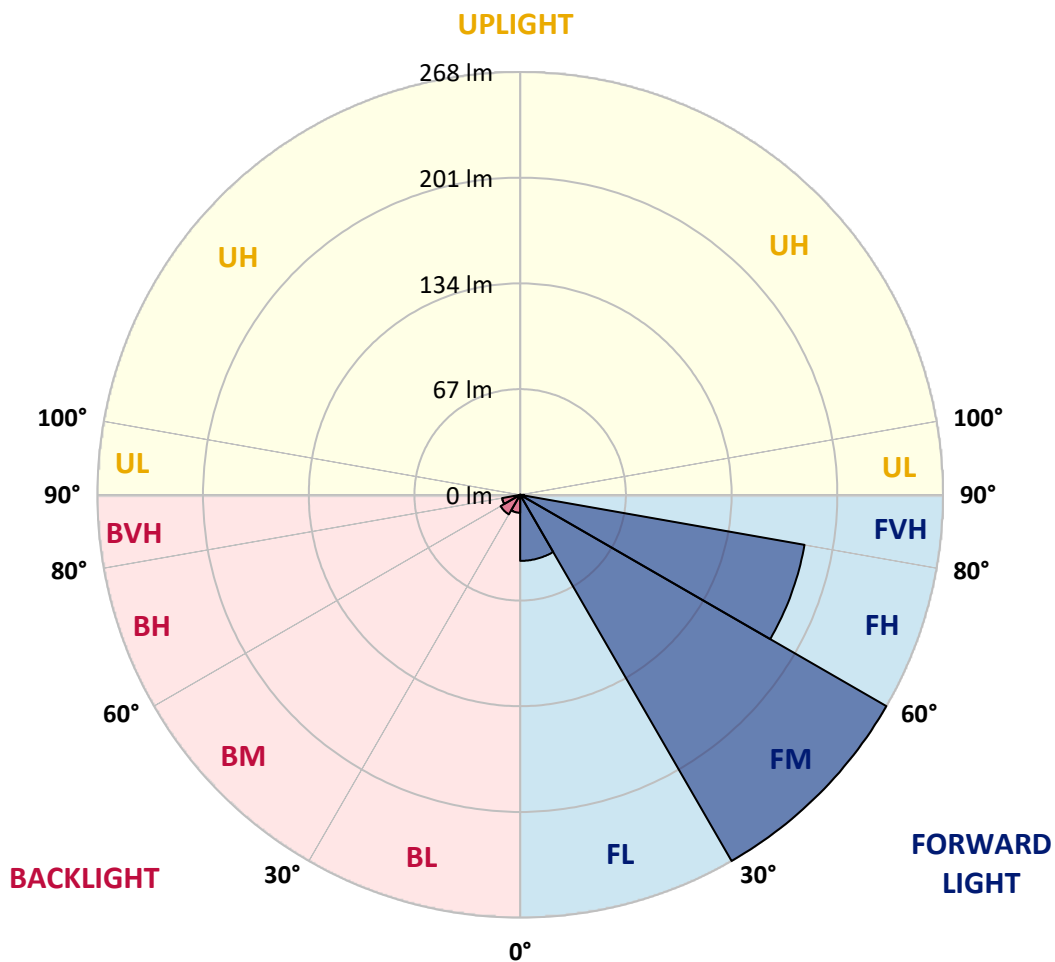
CATALOG NUMBER: ENT-SA1-730-U-T2-HSS-XXB

LUMINAIRE CLASSIFICATION SYSTEM LUMEN TABLE AND BUG RATING:

Zone	Lumens	% Fixture	Zone Rating/Lumen Limit		
			B	U	G
FL (0°-30°)	41.8	7.9			
FM (30°-60°)	267.6	50.3			
FH (60°-80°)	182.7	34.3			G0/660
FVH (80°-90°)	2.4	0.4			G0/10
BL (0°-30°)	11.3	2.1	B0/110		
BM (30°-60°)	14.3	2.7	B0/220		
BH (60°-80°)	11.6	2.2	B0/110		G0/110
BVH (80°-90°)	0.3	0.1			G0/10
UL (90°-100°)	0.0	0.0		U0/0	
UH (100°-180°)	0.0	0.0		U0/0	

BUG Rating: B0-U0-G0

Type II Medium



REPORT NUMBER: P400739

CATALOG NUMBER: ENT-SA1-730-U-T2-HSS-XXB

CANDELA DISTRIBUTION (FULL):

	0°	5°	15°	25°	35°	45°	55°	65°	75°	78°	85°
0°	61.8	61.8	61.8	61.8	61.8	61.8	61.8	61.8	61.8	61.8	61.8
2.5°	70.9	71.2	70.8	70.5	69.7	68.7	67.7	66.2	64.6	64.0	63.0
5°	79.6	79.6	79.6	78.8	78.1	76.2	73.9	71.6	68.6	67.5	65.2
7.5°	84.2	84.3	84.6	84.6	84.2	82.9	80.4	77.8	73.3	71.8	68.1
10°	84.7	85.1	85.9	87.1	88.0	88.7	87.2	84.4	79.0	77.2	71.8
12.5°	83.4	83.6	84.9	87.1	90.0	92.9	93.0	91.3	85.3	82.8	76.3
15°	80.4	80.7	82.6	86.1	90.6	95.8	98.7	98.2	92.7	89.8	81.3
17.5°	75.6	75.9	78.3	83.5	90.1	97.6	104.0	106.5	99.9	97.2	86.4
20°	75.4	75.5	76.4	80.3	88.1	98.7	109.2	115.1	108.8	105.8	92.4
22.5°	88.2	87.4	85.4	82.9	86.3	98.4	113.9	124.2	119.8	115.1	99.2
25°	102.4	102.7	100.5	94.7	90.4	97.9	117.5	134.5	130.1	125.4	106.3
27.5°	117.4	116.9	115.0	109.6	102.4	101.5	120.1	142.8	140.0	134.3	112.6
30°	132.0	131.6	130.2	124.7	116.9	110.8	122.1	150.3	149.4	143.1	117.7
32.5°	148.7	149.4	147.6	140.4	130.9	123.4	126.4	158.2	160.8	153.1	123.0
35°	168.1	168.1	164.4	157.8	148.0	137.5	135.0	166.9	175.3	167.0	131.4
37.5°	184.1	185.4	183.2	173.7	164.5	153.5	148.1	177.6	193.2	184.8	142.7
40°	196.7	198.9	199.0	189.6	181.1	173.9	166.4	192.7	215.7	204.9	156.2
42.5°	208.4	208.8	210.5	205.1	196.6	194.7	187.0	210.6	243.8	231.1	174.2
45°	223.3	224.1	223.1	219.1	211.8	214.3	210.0	233.3	275.4	264.7	195.4
47.5°	245.2	247.1	245.6	238.4	229.5	234.2	231.1	255.9	311.0	298.0	218.4
50°	265.7	267.2	268.8	266.5	257.6	253.1	249.3	279.8	341.6	330.6	241.0
52.5°	267.9	269.3	278.1	286.2	292.0	280.3	268.4	303.9	369.9	360.7	261.7
55°	253.6	254.5	269.2	285.2	312.2	316.2	296.4	327.8	393.6	387.3	275.6
57.5°	213.8	217.6	238.5	263.0	307.2	337.6	336.3	355.6	409.0	406.1	293.4
60°	140.4	144.6	169.6	206.7	270.5	331.9	380.1	397.3	430.6	433.8	324.8
62.5°	72.8	77.7	99.6	132.5	196.0	289.1	395.0	465.8	472.0	482.9	380.8
65°	41.6	42.6	53.6	77.7	121.3	207.0	377.1	533.5	526.4	548.5	452.3
67°	30.9	30.9	38.6	52.8	76.9	140.7	321.6	547.8	560.7	572.4	466.7
67.5°	27.7	29.2	35.8	48.7	69.0	124.8	300.9	544.0	562.9	570.2	461.7
70°	19.0	20.0	25.7	34.9	46.5	65.0	197.3	481.2	542.3	534.9	418.4
72.5°	11.4	11.8	17.0	25.1	34.7	34.8	107.6	365.2	459.6	459.5	341.7
75°	7.1	7.5	10.0	16.8	24.3	21.8	49.8	248.5	330.0	323.6	229.0
77.5°	4.0	4.6	6.0	9.2	15.4	13.9	21.0	139.2	178.3	167.3	113.7
80°	1.6	1.9	3.4	4.4	8.7	8.3	8.6	49.0	72.2	65.1	38.1
82.5°	0.4	0.5	1.2	2.1	3.4	3.4	2.7	13.4	17.1	15.9	9.8
85°	0.0	0.0	0.1	0.1	0.1	0.2	0.7	1.5	1.8	2.1	1.6
87.5°	0.0	0.0	0.0	0.1	0.1	0.1	0.2	0.3	0.3	0.3	0.3
90°	0.0	0.0	0.0	0.0	0.0	0.0	0.0	0.0	0.0	0.0	0.0



REPORT NUMBER: P400739

CATALOG NUMBER: ENT-SA1-730-U-T2-HSS-XXB

CANDELA DISTRIBUTION (continued):

	90°	95°	105°	115°	125°	135°	145°	155°	165°	175°	180°
0°	61.8	61.8	61.8	61.8	61.8	61.8	61.8	61.8	61.8	61.8	61.8
2.5°	62.2	61.5	60.1	58.6	57.1	55.9	54.9	53.5	53.3	53.3	53.3
5°	63.5	61.9	58.7	55.5	52.3	49.4	47.3	45.6	44.1	43.6	44.0
7.5°	65.4	62.5	56.9	51.3	46.3	42.2	39.2	36.8	35.7	35.1	34.6
10°	67.9	63.4	54.5	46.3	40.0	35.1	31.9	29.6	28.5	27.8	27.9
12.5°	70.6	64.1	51.5	40.9	33.9	29.4	26.7	24.8	23.0	21.9	22.2
15°	73.3	64.6	47.8	35.9	29.2	25.2	21.4	18.0	16.8	16.6	16.5
17.5°	76.3	64.5	43.7	31.2	25.2	19.6	15.8	15.4	15.3	15.3	15.2
20°	79.4	64.0	39.0	27.3	21.2	14.9	14.3	14.1	13.8	13.7	13.6
22.5°	82.8	63.1	34.7	23.9	15.8	13.6	12.8	12.2	11.7	11.4	11.5
25°	85.9	61.4	30.5	20.7	13.5	12.2	11.1	10.2	9.7	9.3	9.4
27.5°	88.0	58.4	26.9	16.7	12.4	10.8	9.5	8.6	7.9	7.6	7.6
30°	88.2	54.1	23.7	13.7	11.3	9.5	8.1	7.1	6.7	6.5	6.4
32.5°	88.0	49.7	21.3	12.6	10.3	8.3	6.9	6.2	5.8	5.6	5.6
35°	89.0	45.2	19.1	11.6	9.2	7.3	6.1	5.4	5.1	4.9	4.9
37.5°	92.0	42.1	16.8	10.6	8.2	6.4	5.5	4.9	4.6	4.4	4.4
40°	96.1	39.5	14.0	9.6	7.2	5.8	5.0	4.5	4.1	3.9	3.9
42.5°	103.2	38.5	11.7	8.6	6.3	5.2	4.6	4.0	3.6	3.4	3.4
45°	113.9	39.0	10.7	7.7	5.7	4.7	4.1	3.5	3.1	3.0	3.0
47.5°	125.7	41.1	10.0	6.9	5.2	4.4	3.7	3.1	2.7	2.6	2.6
50°	138.9	44.4	9.4	6.1	4.7	4.0	3.3	2.7	2.4	2.3	2.3
52.5°	151.5	48.6	8.8	5.5	4.4	3.6	2.9	2.4	2.2	2.1	2.1
55°	161.1	51.3	8.3	5.1	4.1	3.3	2.6	2.3	2.0	1.9	1.9
57.5°	174.5	55.8	7.7	4.6	3.7	3.0	2.4	2.1	1.8	1.8	1.8
60°	201.7	67.9	6.8	4.2	3.3	2.7	2.3	1.9	1.7	1.6	1.6
62.5°	250.7	87.9	5.9	3.9	2.9	2.4	2.0	1.7	1.5	1.3	1.3
65°	297.8	96.2	5.0	3.4	2.6	2.1	1.8	1.5	1.1	0.9	0.9
67°	295.2	82.3	4.2	2.9	2.2	1.9	1.5	1.2	0.8	0.5	0.5
67.5°	288.3	76.6	4.1	2.8	2.1	1.8	1.5	1.1	0.7	0.4	0.4
70°	245.0	53.6	3.2	2.2	1.8	1.6	1.2	0.8	0.4	0.2	0.2
72.5°	199.0	42.5	2.5	1.8	1.5	1.2	1.0	0.5	0.3	0.1	0.1
75°	140.7	26.1	2.2	1.6	1.2	0.9	0.8	0.5	0.3	0.2	0.1
77.5°	69.5	12.0	1.8	1.4	1.1	0.9	0.7	0.6	0.5	0.4	0.2
80°	20.4	3.9	1.2	1.0	1.0	0.9	0.8	0.7	0.6	0.5	0.3
82.5°	4.6	1.4	0.4	0.5	0.7	0.7	0.7	0.5	0.4	0.2	0.1
85°	0.6	0.3	0.3	0.3	0.4	0.4	0.3	0.2	0.2	0.0	0.0
87.5°	0.2	0.2	0.2	0.3	0.3	0.3	0.2	0.1	0.1	0.0	0.0
90°	0.0	0.0	0.0	0.0	0.0	0.0	0.0	0.0	0.0	0.0	0.0

(END OF REPORT)